

Registered post

DIRECTORATE OF TECHNICAL EDUCATION AND TRAINING, ODISHA, CUTTACK
State Project Implementation Unit, At-Killamaidan, PO-Buxibazar, Cuttack 753001
Tel: 0671 2301061, Fax 0671 2301961, E-mail dtetorissa@gmail.com,

No. 20963 /Dt

17-10-15

From

Shri B.P.Sahoo, IAS
DTE&T, Odisha, Cuttack

To

Sh R.P.Dhingra
Director of Training (Projects),
Directorate General of Training,
GoI/MoSDE, Shramashakti Bhawan, Rafimarg, New Delhi -110001

Sub: State participation in the Centrally Sponsored Scheme 'Upgradation of Existing Government ITIs into Model ITI' Signing of Tripartite MoA -regarding

Ref: DO Letter DGE&T-35(4)Model-1/2014-NPIU dated 5th January 2015

Sir,

I am to say that, necessary as required in the Project Implementation Manual, the tripartite Memorandum of Agreement (MoA) duly signed by the Principal Secretary to Government, Skill Development and Technical Education Department, Odisha as 2nd Party, Industry Partner i.e M/S Jindal Steel and Power Ltd, Keonjhar for Government ITI, Barbil as 3rd Party has been sent to you vide this Directorate letter no 20322 dated 5.10.2015. As further required, the Quarterly Progress Report in prescribed formats (Page-31 to 36 of PIM) signed by the Industry Partner and Principal, ITI, Barbil, Keonjhar, Odisha are attached herewith in duplicate set for needful action.

It is, therefore requested that, Government of India, Ministry of SD&E may kindly consider the proposal for tripartite signature of MoA and other documents for implementation of CSP scheme Upgradation of Existing Government ITIs into Model ITIs during the year 2015-16 and to communicate copies of the signed documents and other necessary instructions for taking needful action in the matter.

Enclr; As above

Yours faithfully,

DTE&T, Odisha, Cuttack

Memo No 20964 / dated 17-10-15

Copy forwarded to The Principal, Government ITI, Barbil, Keonjhar, Odisha for information and necessary action.

DTE&T, Odisha, Cuttack

Memo No 20965 / dated 17-10-15

Copy forwarded to the Principal -Secretary to Government, Skill Development and Technical Education Department, Odisha, Bhubaneswar for kind information and necessary action with reference to SD&TE Department letter No 5134 dated 29.09.2015.

DTE&T, Odisha, Cuttack

Progress report for quarter ending on June 2015

Figures in Rs. in Lakh

S.No	Name of the ITI	Financial Year in which the interest free loan was released	Amount released	Interest received till the beginning of current Financial Year	Revenue generated till last Financial Year	Expenditure incurred till the end of last Financial Year	Opening Balance for current financial year	Revenue generated in this Financial Year	Expenditure incurred till last quarter of current financial year	Expenditure incurred in this quarter	Total expenditure incurred	Balance fund available at the end of this quarter
				5.	6.	7.	8. = 4. + 5. + 6. - 7.	9.	10.	11.	12. = 10. + 11.	13. = (8. + 9.) - (12)
1.	2.	3.	4.	5.	6.	7.	8. = 4. + 5. + 6. - 7.	9.	10.	11.	12. = 10. + 11.	13. = (8. + 9.) - (12)
1	Govt. ITI Barbil	2008-09	250.00	86,16,758	60,17,776	1,29,82,773	2,66,51,761	17,84,700	34,36,987	6,75,379	41,12,366	2,43,24,095

(e) Details on Instructors in the ITI:

Instructor availability		Number of trained Instructors (out of filled posts)	
		Guest Lecturer for vacant posts	
Sanctioned (a)	Filled (Regular) (b)	% Vacant [(b)+(c)]/[a]	Trained (f)
		(d)	Untrained (g)
26	4	57%	5
			10

(f) Indicate action initiated and date by when vacant post(s) of instructor(s) is likely to be filled.


Vacant Posts are filled by Part Time Guest Instructors as per requirement.

(g) Please indicate Key Performance Indicators (KPIs)

S.No.	Key Performance Indicator	Base Line	Target Values*	Achievement
1.	Number of outside workers trained by additional short term courses being run	2016	400	99%


* as per Implementation Plan



Principal
Industrial Training Institute
Barbil


Chairman
IMC Society
I.T.I., Barbil

Annual physical progress report

S.No	Name of the ITI	Financial Year in which the interest free loan was released	Candidates Appeared in the last financial year	Candidates passed in the last financial year	Corresponding intake capacity including supernumery seats	% of appeared V/S intake capacity	% of passed V/S appeared	Total No. of seats available of admissions in last Financial Year	Number of seats for which fee fixed was more than Rs. 5000/-	Number of seats actually filled with a fee of more than Rs. 5000/-	% of admissions made with a fee more than Rs. 5000/-
1.	2.	3.	4.	5.	6.	$7. = \frac{(4 \div 6) \times 100}{100}$	$8. = \frac{(5 \div 4) \times 100}{100}$	9.	10.	11.	$12. = \frac{(11 \div 9) \times 100}{100}$
1	Govt. Barbil	2008-09	280	222	290	96.55 %	79.28 %	332	163	156	46.98
2											
3											


PRINCIPAL
 Industrial Training Institute
 Barbil


Chairman
 IMC Society
 I.T.I, Barbil

DETAILS OF TRAINING PROGRAMMES :

Academic Year : **Aug. 2015**

Details of Available Trades			Trainees on roll			Past GoI Funding
Trade Name	Sanctioned Units	Seating Capacity	1st Year	2nd Year	Total	No. of Units Funded through Past Scheme(s)
NCVT Trades						
1. Fitter	6	126	84	42	126	2
2. Electrician	6	126	63	63	126	2
3. Mech. Motor Vehicle	3	63	42	21	63	1
4. Wireman	3	63	42	21	63	1
5. Mech. Machine Tool & Maintenance	3	63	42	21	63	1
6. Turner	2	42	21	21	42	1
7. Welder (G&E)	4	64	64	-	64	-
8. Plumber	2	42	42	-	42	-
9. I.T. & E.S.M.	3	63	21	42	63	1
10. Electronics Mech.	2	42	21	21	42	1
11. Mech. R & M.H.V.	3	63	21	42	63	1
12. Machinist	3	48	16	32	48	1
C. Total(NCVT)	40	805	479	326	805	12

PRINCIPAL
Industrial Training Institute
Barbil

Signature
Chairman
IMC Society,
I.T.I, Barbil

Please indicate Key Performance Indicators (KPIs)

S.No.	Key Performance Indicator	Base Line	Academic Year 2015	
			Target Values*	Achievement
1	Overall Seat Utilization	70%	80%	90%
2	Passout Rate (overall average)	75%	80%	85%
3	Placements (overall average, wage employment only)	60%	70%	80%
4	Mean monthly wages of placed candidates	Rs.8000/-	Rs.8800/-	Rs.9680/-
5	Number of outside workers trained by additional short term courses being run	640	800	1600

* as per Implementation Plan


PRINCIPAL
Industrial Training Institute
Barbil


Chairman
IMC Society
I.T.I, Barbil

Annual expenditure report

Consolidated statement on fund utilized for the financial year ending June 2015

Figures in Rs. in Lakh

S.No	Name of the ITI	Financial Year in which the interest free loan was released	Opening Balance at the beginning of financial year	Interest received + revenue generated during the financial year	Breakup of expenditure incurred during the financial year				Balance fund available at the end of the financial year	
					Civil works	Tools, equipment, machinery and furniture	Manpower	All other expenditures including miscellaneous		Total expenditure incurred
1.	2.	3.	4.	5.	6.	7.	8.	9.	10. = (4. + 5.) - 10.	
1	Govt. ITI Barbil	2008-09	2,66,51,761	1,19,350	Nil	6,32,935	23,220	19,224	6,75,379	2,60,95,732
2										
3										


PRINCIPAL
 Industrial Training Institute
 Barbil


Chairman
 IMC Society
 I.T.I., Barbil